

Jupiter - Orion Accentia sign family

Spec sheets by application and sign type



Room ID

1.

Identification
Personal Identification
Conference RI
Exit
Wayfinding
Regulatory
Life Safety
Workstation



Desktop

2.


Personal Identification
Workstation



Projecting

3.

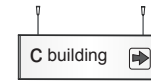
Symbol
Restroom
Pictogram



Directory

4.


Wayfinding
Information Holder
Donor
Evacuation
Promotion
Commercial



Suspended directional

5.

Wayfinding
Information



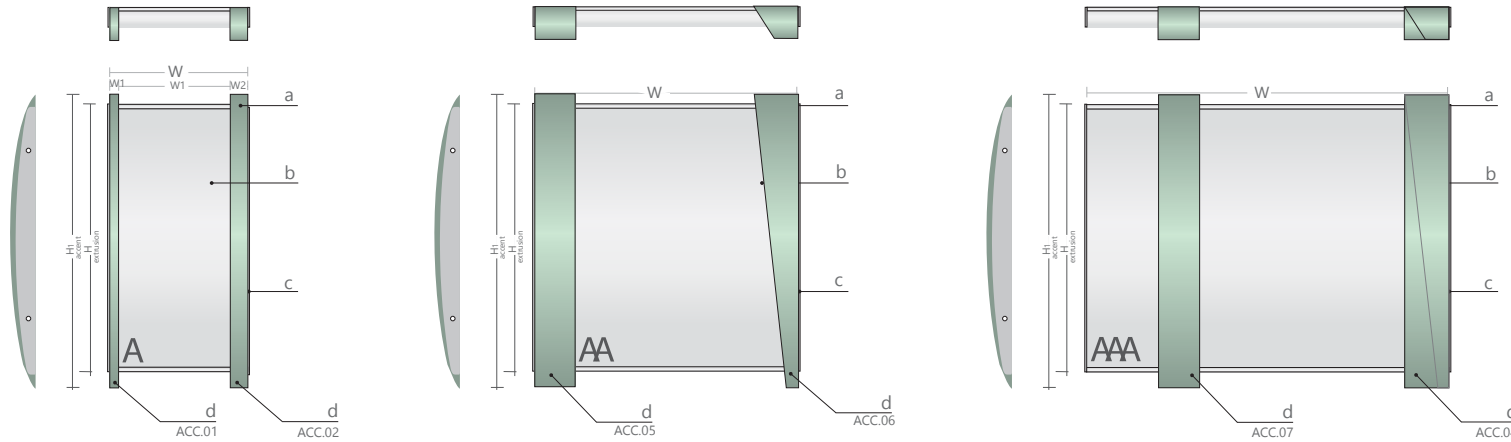
Stand

6.

Wayfinding
Information
Commercial
Promotion

Mirtec's patented accent options are a breakthrough concept in the wayfinding industry adding both formal and conceptual dimension to any project. We offer a diverse selection of standard shapes,

colors and finishes, as well as project specific designs as part of our customizable solutions. The accents are available in a variety of shapes and can fit in any position along the frame.



Extrusion Standard sizes

No.	Part No.	A		AA		AAA	
		H x W	H x W	H x W	H x W	H x W	H x W
		mm	inch	mm	inch	mm	inch
1	Mir0973- Acc.00					40 x 127	3 x 5
2	Mir0974- Acc.00	60 x 38	2.36 x 1.49	60 x 60	2.36 x 2.36	60 x 152	2.36 x 6
3	Mir0975- Acc.00	80 x 51	3.14 x 2	80 x 80	3.14 x 3.14	80 x 152	3.14 x 6
4	Mir0976- Acc.00	100 x 76	3.93 x 3	100 x 102	3.93 x 4	100 x 204	3.93 x 8
5	Mir0978- Acc.00	150 x 102	5.90 x 4	150 x 152	5.90 x 6	150 x 254	5.90 x 10
6	Mir0979- Acc.00	200 x 152	7.87 x 6	200 x 203	7.87 x 8	200 x 305	7.87 x 12
7	Mir1095- Acc.00	217 x 150	8.54 x 5.90	217 x 217	8.54 x 8.54	217 x 297	8.54 x 11.6
8	Mir0979A- Acc.00	221 x 152	8.70 x 6	221 x 221	8.70 x 8.70	221 x 280	8.70 x 11

1. Select the size of the sign from **Extrusion Standard sizes** table.
2. Select an accent from the **Accent Bar Sizes** table.
3. Match the accent size to the sign size. The sizes are underlined in both tables
4. Select the Accent location on the sign frame parallel to the location of the end caps.

Accent Bar Sizes

No.	Accent	Accent -H 1		Extrusion W 100 _{mm} /3.9"	Extrusion W 150 _{mm} /5.9"	Extrusion W 200 _{mm} /7.87"	Extrusion W 217 _{mm} /8.7"	Extrusion W 221 _{mm} /8.7"
		mm	inch	W1 120 _{mm} /4.72"	W1 180 _{mm} /7.08"	W1 252 _{mm} /9.92"	W1 272 _{mm} /10.7"	W1 272 _{mm} /10.7"
1	Acc.01	6	0.24	■	■			
2	Acc.02	10	0.39	■	■	■	■	■
3	Acc.03	13	0.59			■	■	■
4	Acc.04	20	0.79	■	■	■	■	■
5	Acc.05	40	1.57	■	■	■	■	■
6	Acc.06	25	1	■	■	■	■	■
7	Acc.07	25	1	■	■			

Room ID

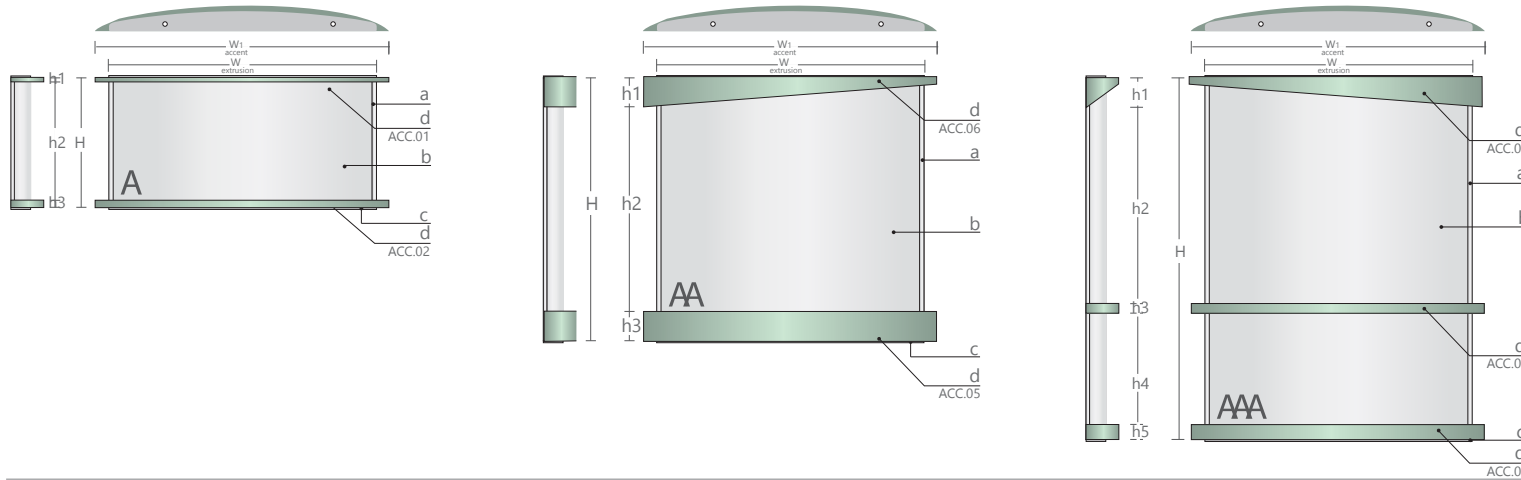


NOTES:

- a EXTRUSION finish/color options: are made from high quality aluminum 6063 with an anodized or oven cured coating
 1. Clear anodized aluminum
- b INSERT OPTIONS:
 1. Graphic sign fronts: engraved, laminated, silk screened, Imprinted with braille or photo metal finished
 2. Applied vinyl on aluminum insert
 3. 1. .040 aluminum backed photopolymer w/ raised symbols/copy and ADA compliant braille. Tip symbols/copy to contrast background. braille to remain background color
 4. Acrylic cover w/ paper insert
 5. Digital printing onto anodized aluminum by Primodize® or direct on clear cover
- c END CAPS finish/color options:
 1. Clear anodized aluminum
 2. Can be painted or powder coated
 3. Gray or black ABS plastic
- d ACCENT BAR (available page no. *) finish/color options:
 1. Standard Mirtec anodized colors
 2. Can be painted or powder coated

1.0





Extrusion Standard sizes

No.	Part No.	A		AA		AAA	
		mm	inch	mm	inch	mm	inch
1	Mir0976- Acc.00	76 x 100	3 x <u>3.94</u>	102 x 100	4 x <u>3.94</u>	203 x 100	8 x <u>3.94</u>
2	Mir0978- Acc.00	102 x 150	4 x <u>5.90</u>	152 x 150	6 x <u>5.90</u>	203 x 150	8 x <u>5.90</u>
3	Mir0979- Acc.00	152 x 200	6 x <u>7.87</u>	203 x 200	8 x <u>7.87</u>	254 x 200	10 x <u>7.87</u>
4	Mir1095- Acc.00	150 x 217	5.90 x <u>8.54</u>	217 x 217	8.54 x <u>8.54</u>	297 x 217	11.6 x <u>8.54</u>
5	Mir0979A- Acc.00	152 x 221	6 x <u>8.70</u>	221 x 221	8.70 x <u>8.70</u>	280 x 221	11.0 x <u>8.70</u>

1. Select the size of the sign from **Extrusion Standard sizes** table.
2. Select an accent from the **Accent Bar Sizes** table.
3. Match the accent size to the sign size. The sizes are underlined in both tables.
4. Select the Accent location on the sign frame parallel to the location of the end caps.

Accent Bar Sizes


No.	Accent	Accent -H 1		Extrusion W 100 _{mm} /3.9"	Extrusion W 150 _{mm} /5.9"	Extrusion W 200 _{mm} /7.87"	Extrusion W 217 _{mm} /8.54"	Extrusion W 221 _{mm} /8.7"
		mm	inch	W1 120 _{mm} /4.72"	W1 180 _{mm} /7.08"	W1 252 _{mm} /9.92"	W1 272 _{mm} /10.7"	W1 272 _{mm} /10.7"
1	Acc.01	6	0.24	■	■			
2	Acc.02	10	0.39	■	■	■	■	■
3	Acc.03	13	0.59			■	■	■
4	Acc.04	20	0.79	■	■	■	■	■
5	Acc.05	40	1.57	■	■	■	■	■
6	Acc.06	25	1	■	■	■	■	■
7	Acc.07	25	1	■	■			

Jupiter / Orion Accentia family Room ID

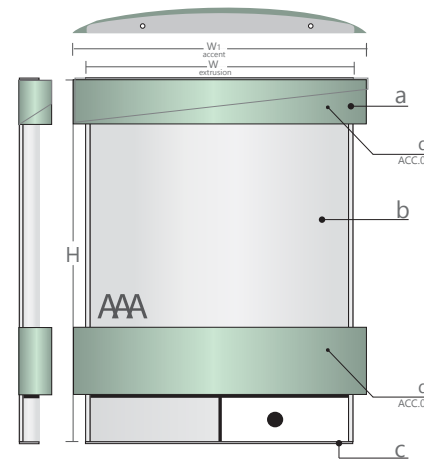
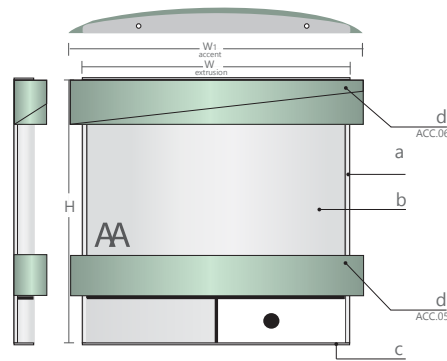
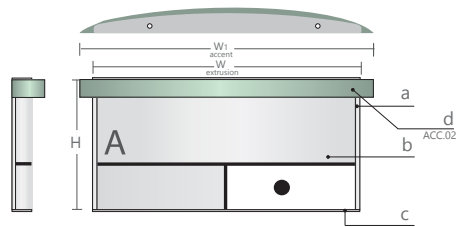


NOTES:

- a**
- EXTRUSION finish/color options: are made from high quality aluminum 6063 with an anodized or oven cured coating
1. Clear anodized aluminum
- b**
- INSERT OPTIONS:
1. Graphic sign fronts: engraved, laminated, silk screened, Imprinted with braille or photo metal finished
 2. Applied vinyl on aluminum insert
 3. 1. .040 aluminum backed photopolymer w/ raised symbols/copy and ADA compliant braille. Tip symbols/copy to contrast background. braille to remain background color
 4. Acrylic cover w/ paper insert
 5. Digital printing onto anodized aluminum by Primodize ® or direct on clear cover
- c**
- END CAPS finish/color options:
1. Clear anodized aluminum
 2. Can be painted or powder coated
 3. Gray or black ABS plastic
- d**
- ACCENT BAR (available page no.*) finish/color options:
1. Standard Mirtec anodized colors
 2. Can be painted or powder coated



1.1



Standard sizes		A		AA		AAA	
No.	Part No.	H x W		H x W		H x W	
		mm	inch	mm	inch	mm	inch
1		102 x 120	4 x <u>4.72</u>	127 x 120	5 x <u>4.72</u>	152 x 120	6 x <u>4.72</u>
2	Mir0782- Acc.00	102 x 150	4 x <u>5.90</u>	152 x 150	6 x <u>5.90</u>	203 x 150	8 x <u>5.90</u>
3	Mir0783- Acc.00	152 x 200	6 x <u>7.87</u>	203 x 200	8 x <u>7.87</u>	305 x 200	12 x <u>7.87</u>
4	Mir1095- Acc.00	150 x 217	5.90 x <u>8.54</u>	217 x 217	8.54 x <u>8.54</u>	297 x 217	11.6 x <u>8.54</u>
5	Mir0784- Acc.00	152 x 221	6 x <u>8.70</u>	221 x 221	8.70 x <u>8.70</u>	280 x 221	11.0 x <u>8.70</u>

- Select the size of the sign from **Extrusion Standard sizes** table.
- Select an accent from the **Accent Bar Sizes** table.
- Matche the accent size to the sign size. The sizes are underlined in both tables
- Select the Accent location on the sign frame parallel to the location of the end caps.

Accent Bar Sizes

No.	Accent	Accent -H 1		Extrusion W 100 _{mm} /3.9"	Extrusion W 150 _{mm} /5.9"	Extrusion W 200 _{mm} /7.87"	Extrusion W 217 _{mm} /3.9"	Extrusion W 221 _{mm} /8.7"
		mm	inch	W1 120 _{mm} /4.72"	W1 180 _{mm} /7.08"	W1 252 _{mm} /9.92"	W1 272 _{mm} /10.7"	W1 272 _{mm} /10.7"
1	Acc.01	6	0.24	■	■			
2	Acc.02	10	0.39	■	■	■	■	■
3	Acc.03	13	0.59			■	■	■
4	Acc.04	20	0.79	■	■	■	■	■
5	Acc.05	40	1.57	■	■	■	■	■
6	Acc.06	25	1	■	■	■	■	■
7	Acc.07	25	1	■	■			

Jupiter / Orion Accentia family
Room ID In Use Slider




NOTES:

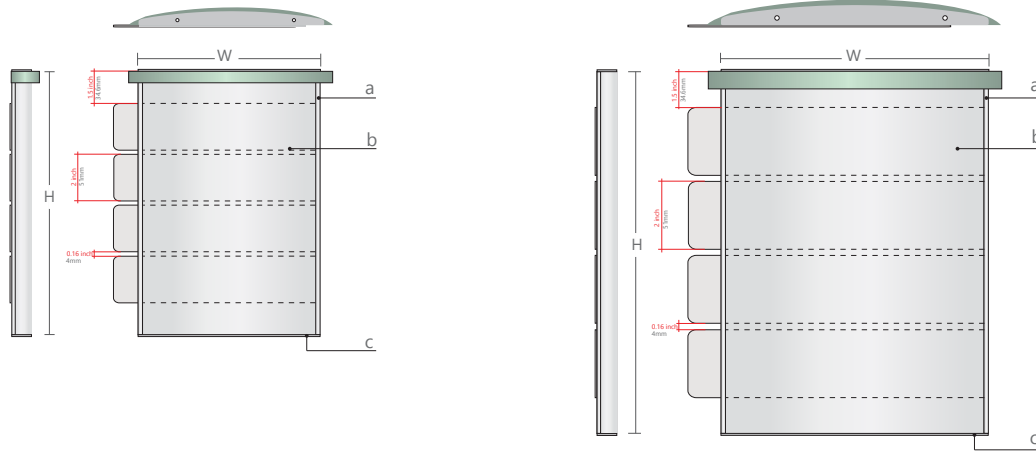
- a**
- EXTRUSION finish/color options:
are made from high quality aluminum 6063 with an anodized or oven cured coating
- Clear anodized aluminum
- b**
- INSERT OPTIONS:
- Graphic sign fronts:
engraved, laminated, silk screened, Imprinted with braille or photo metal finished
 - Applied vinyl on aluminum insert
 1. .040 aluminum backed photopolymer w/ raised symbols/copy and ADA compliant braille. Tip symbols/copy to contrast background. braille to remain background color
 - Acrylic cover w/ paper insert
 - Digital printing onto anodized aluminum by Primodize® or direct on clear cover

- c**
- END CAPS finish/color options:
- Clear anodized aluminum
 - Can be painted or powder coated
 - Gray or black ABS plastic

- d**
- ACCENT BAR (available page no.*) finish/color options:
- Standard Mirtec anodized colors
 - Can be painted or powder coated



1.2



— STANDARD OPTIONS: —

Jupiter / Orion Accentia family Sign with Pull Tabs

NOTES:

a
EXTRUSION finish/color options:
are made from high quality aluminum
6063 with an anodized or oven cured
coating
1. Clear anodized aluminum

b
INSERT OPTIONS:
1. Graphic sign fronts:
engraved, laminated, silk screened,
Imprinted with braille or photo metal
finished
2. Applied vinyl on aluminum insert
3. 1. .040 aluminum backed
photopolymer w/ raised
symbols/copy and ADA compliant
braille. Tip symbols/copy to contrast
background. braille to remain
background color
4. Acrylic cover w/ paper insert
5. Digital printing onto anodized
aluminum by Primodize ® or direct
on clear cover


c
END CAPS finish/color options:
1. Clear anodized aluminum
2. Can be painted or powder coated
3. Gray or black ABS plastic

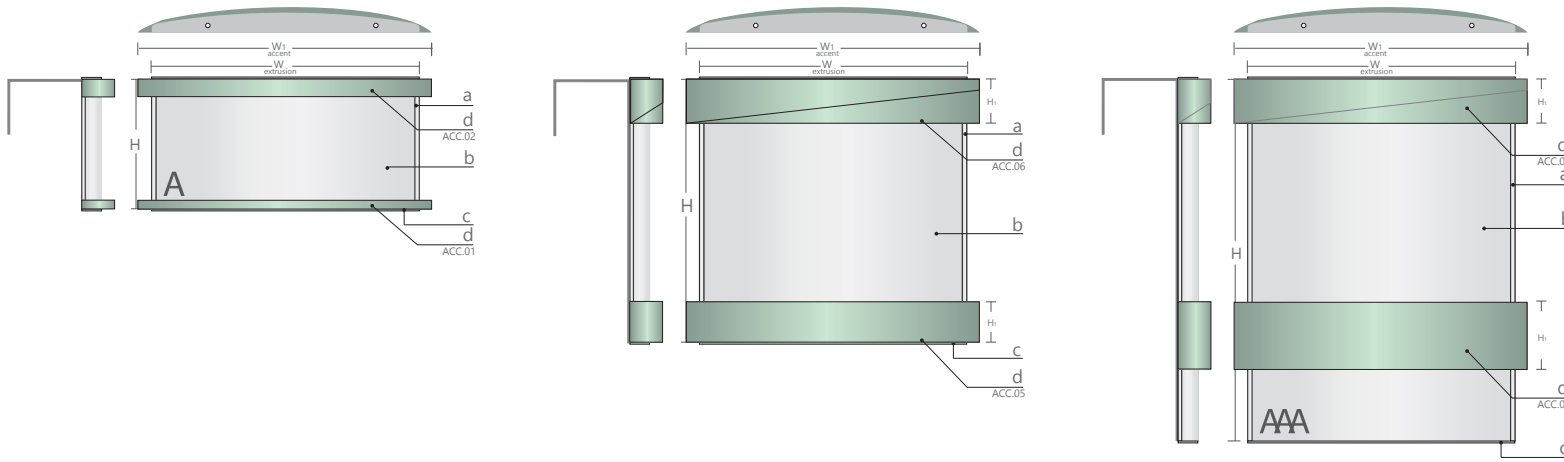
d
ACCENT BAR (available page no.*)
finish/color options:
1. Standard Mirtec anodized colors
2. Can be painted or powder coated

Accent Bar Sizes

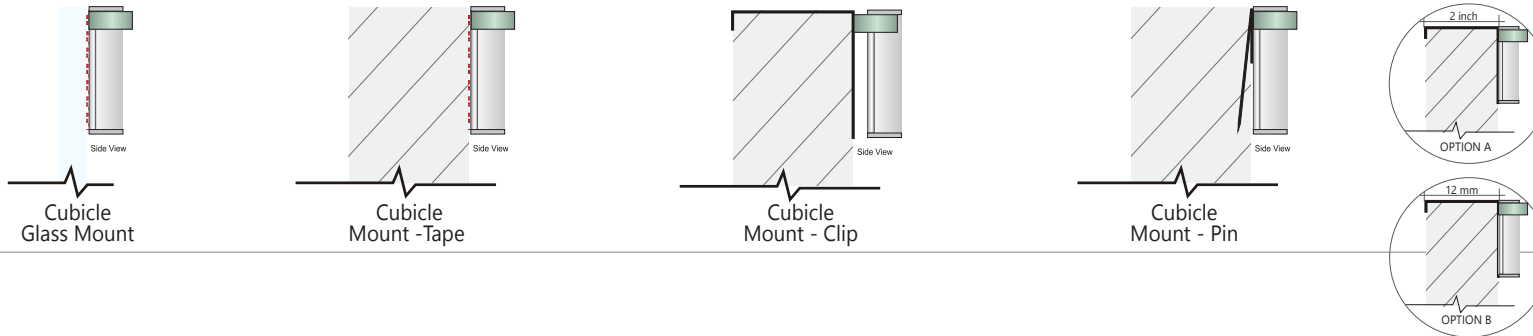
No.	Accent	Image	Accent -H 1		Extrusion W 100 _{mm} /3.9"	Extrusion W 150 _{mm} /5.9"	Extrusion W 200 _{mm} /7.87"	Extrusion W 217 _{mm} /3.9"	Extrusion W 221 _{mm} /8.7"
			mm	inch	W1 120 _{mm} /4.72"	W1 180 _{mm} /7.08"	W1 252 _{mm} /9.92"	W1 272 _{mm} /10.7"	W1 272 _{mm} /10.7"
1	Acc.01		6	0.24	■	■			
2	Acc.02		10	0.39	■	■	■	■	■
3	Acc.03		13	0.59			■	■	■
4	Acc.04		20	0.79	■	■	■	■	■
5	Acc.05		40	1.57	■	■	■	■	■
6	Acc.06		25	1	■	■	■	■	■
7	Acc.07		25	1	■	■			

1.3





— INSTALLATION OPTIONS: —



Standard sizes		A		AA		AAA	
No.	Part No.	H x W		H x W		H x W	
		mm	inch	mm	inch	mm	inch
1	Mir0976Q- Acc.00	76 x 100	3 x 3.94	102 x 100	4 x 3.94	203 x 100	8 x 3.94
2	Mir0977Q- Acc.00	102 x 120	4 x 4.72	127 x 120	5 x 4.72	203 x 120	8 x 4.72
3	Mir0779- Acc.00	102 x 150	4 x 5.90	152 x 150	6 x 5.90	203 x 150	8 x 5.90
4	Mir0780- Acc.00	152 x 200	6 x 7.87	203 x 200	8 x 7.87	254 x 200	10 x 7.87
5	Mir1095Q- Acc.00	150 x 217	5.90 x 8.54	217 x 217	8.54 x 8.54	297 x 217	11.6 x 8.54
6	Mir0781- Acc.00	152 x 221	6 x 8.70	221 x 221	8.70 x 8.70	280 x 221	11.0 x 8.70

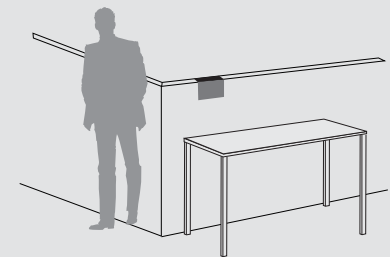
Accent Bar Sizes			
No.	Accent		Accent - H 1
			mm inch
1	Acc.01		6 0.24
2	Acc.02		10 0.39
3	Acc.03		13 0.59
4	Acc.04		20 0.79
5	Acc.05		40 1.57
6	Acc.06		25 1
7	Acc.07		25 1

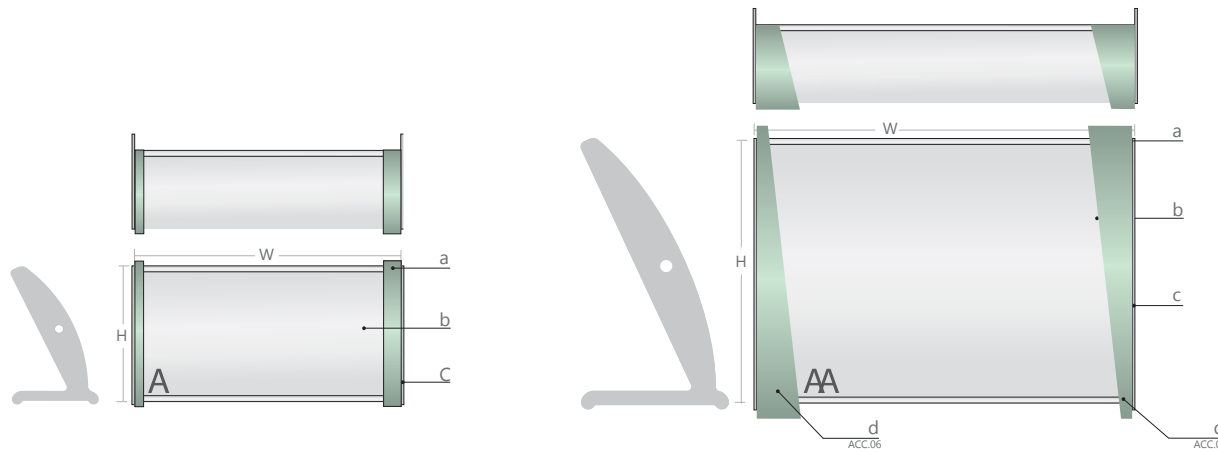
Jupiter / Orion Accentia family
Cubicle

NOTES:

- a** EXTRUSION finish/color options: are made from high quality aluminum 6063 with an anodized or oven cured coating
 1. Clear anodized aluminum
- b** INSERT OPTIONS:
 1. Graphic sign fronts: engraved, laminated, silk screened, Imprinted with braille or photo metal finished
 2. Applied vinyl on aluminum insert
 3. 1. .040 aluminum backed photopolymer w/ raised symbols/copy and ADA compliant braille. Tip symbols/copy to contrast background. braille to remain background color
 4. Acrylic cover w/ paper insert
 5. Digital printing onto anodized aluminum by Primodize® or direct on clear cover
- c** END CAPS finish/color options:
 1. Clear anodized aluminum
 2. Can be painted or powder coated
 3. Gray or black ABS plastic
- d** ACCENT BAR (available page no.*) finish/color options:
 1. Standard Mirtec anodized colors
 2. Can be painted or powder coated

1.4





Jupiter / Orion Accentia family
Desktop



NOTES:

a

EXTRUSION finish/color options:
are made from high quality aluminum
6063 with an anodized or oven cured
coating

1. Clear anodized aluminum

b

INSERT OPTIONS:

1. Graphic sign fronts:
engraved, laminated, silk screened,
Imprinted with braille or photo metal
finished
2. Applied vinyl on aluminum insert
3. 1. .040 aluminum backed
photopolymer w/ raised
symbols/copy and ADA compliant
braille. Tip symbols/copy to contrast
background. braille to remain
background color
4. Acrylic cover w/ paper insert
5. Digital printing onto anodized
aluminum by Primodize ® or direct
on clear cover

c


END CAPS finish/color options:

1. Clear anodized aluminum
2. Can be painted or powder coated
3. Gray or black ABS plastic

d

ACCENT BAR (available page no.*)
finish/color options:

1. Standard Mirtec anodized colors
2. Can be painted or powder coated



2.0

STANDARD OPTIONS:

Standard sizes

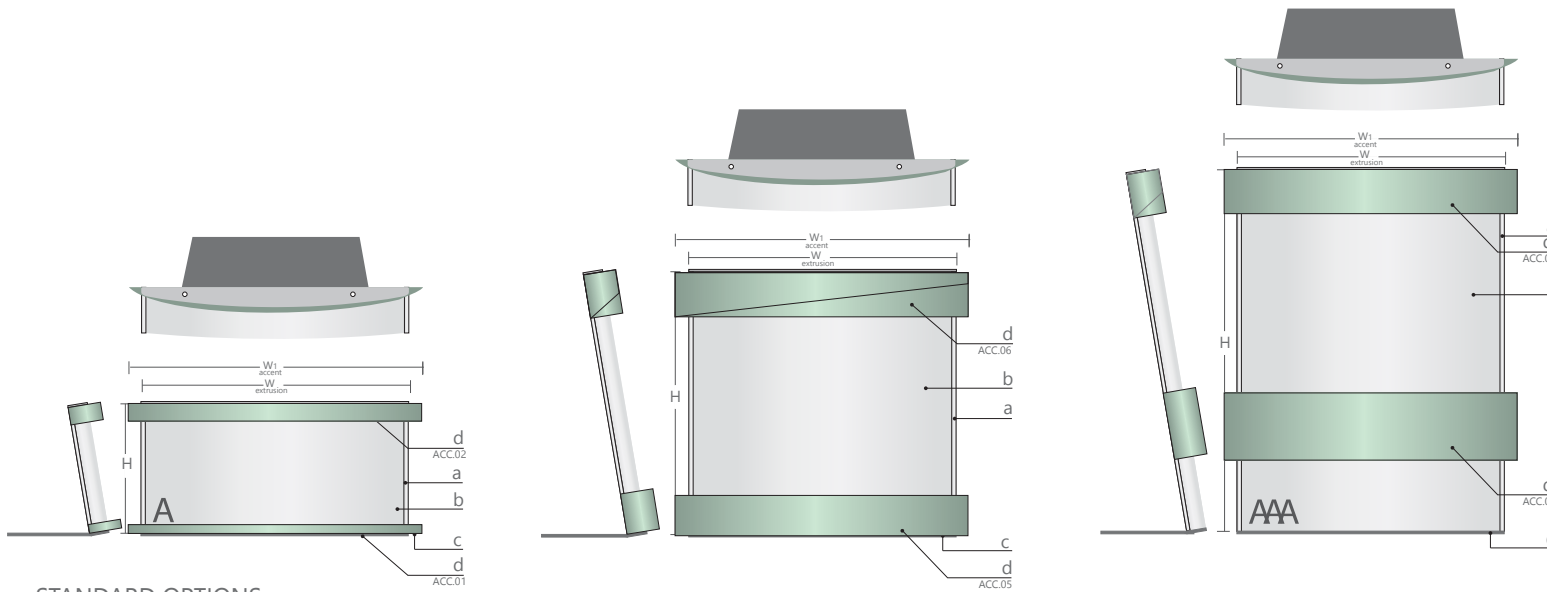
No.	Part No.
1	Mir0267- Acc.00
2	Mir0268- Acc.00
3	Mir0269- Acc.00
4	Mir0270- Acc.00
5	Mir0270a- Acc.00
6	Mir0650- Acc.00

A	H x W		AA	H x W	
	mm	inch		mm	inch
	40	1.57			
	60	2.36			
	80	3.14			
	100	3.93			
	120	4.72			
	150	5.90			

1. Select the size of the sign from
Extrusion Standard sizes table.
2. Select an accent from the
Accent Bar Sizes table.
3. Matche the accent size to the sign size.
The sizes are underlined in both tables
4. Select the Accent location on the sign
frame parallel to the location of the
end caps.

Accent Bar Sizes

No.	Accent	Accent -H 1		Extrusion W 100 _{mm} /3.9"	Extrusion W 150 _{mm} /5.9"	Extrusion W 200 _{mm} /7.87"	Extrusion W 217 _{mm} /8.7"	Extrusion W 221 _{mm} /8.7"
		mm	inch	W1 120 _{mm} /4.72"	W1 180 _{mm} /7.08"	W1 252 _{mm} /9.92"	W1 272 _{mm} /10.7"	W1 272 _{mm} /10.7"
1	Acc.01	6	0.24	■	■			
2	Acc.02	10	0.39	■	■	■	■	■
3	Acc.03	13	0.59			■	■	■
4	Acc.04	20	0.79	■	■	■	■	■
5	Acc.05	40	1.57	■	■	■	■	■
6	Acc.06	25	1	■	■	■	■	■
7	Acc.07	25	1	■	■			



— STANDARD OPTIONS:

Standard sizes		A		AA		AAA	
No.	Part No.	H x W		H x W		H x W	
		mm	inch	mm	inch	mm	inch
1		52 x <u>100</u>	2 x <u>3.93</u>	102 x <u>100</u>	4 x <u>3.93</u>	152 x <u>100</u>	6 x <u>3.93</u>
2	Mir0734- Acc.00	76 x <u>150</u>	3 x <u>5.90</u>	152 x <u>150</u>	6 x <u>5.90</u>	203 x <u>150</u>	8 x <u>5.90</u>
3	Mir0735- Acc.00	127 x <u>200</u>	5 x <u>7.87</u>	203 x <u>200</u>	8 x <u>7.87</u>	254 x <u>200</u>	10 x <u>7.87</u>
4	Mir0680- Acc.00	152 x <u>217</u>	6 x <u>8.54</u>	217 x <u>217</u>	8.54 x <u>8.54</u>	297 x <u>217</u>	11.6 x <u>8.54</u>
5	Mir0682- Acc.00	152 x <u>221</u>	6 x <u>8.70</u>	221 x <u>221</u>	8.70 x <u>8.70</u>	280 x <u>221</u>	11 x <u>8.70</u>

1. Select the size of the sign from **Extrusion Standard sizes** table.
2. Select an accent from the **Accent Bar Sizes** table.
3. Match the accent size to the sign size. The sizes are underlined in both tables
4. Select the Accent location on the sign frame parallel to the location of the end caps.

Accent Bar Sizes

No.	Accent	Accent -H 1		Extrusion W <u>100_{mm}/3.9"</u>	Extrusion W <u>150_{mm}/5.9"</u>	Extrusion W <u>200_{mm}/7.87"</u>	Extrusion W <u>217_{mm}/8.54"</u>	Extrusion W <u>221_{mm}/8.7"</u>
		mm	inch	W1 <u>120_{mm}/4.72"</u>	W1 <u>180_{mm}/7.08"</u>	W1 <u>252_{mm}/9.92"</u>	W1 <u>272_{mm}/10.7"</u>	W1 <u>272_{mm}/10.7"</u>
1	Acc.01	6	0.24	■	■			
2	Acc.02	10	0.39	■	■	■	■	■
3	Acc.03	13	0.59			■	■	■
4	Acc.04	20	0.79	■	■	■	■	■
5	Acc.05	40	1.57	■	■	■	■	■
6	Acc.06	25	1	■	■	■	■	■
7	Acc.07	25	1	■	■			

Jupiter / Orion Accentia family
Desktop


NOTES:

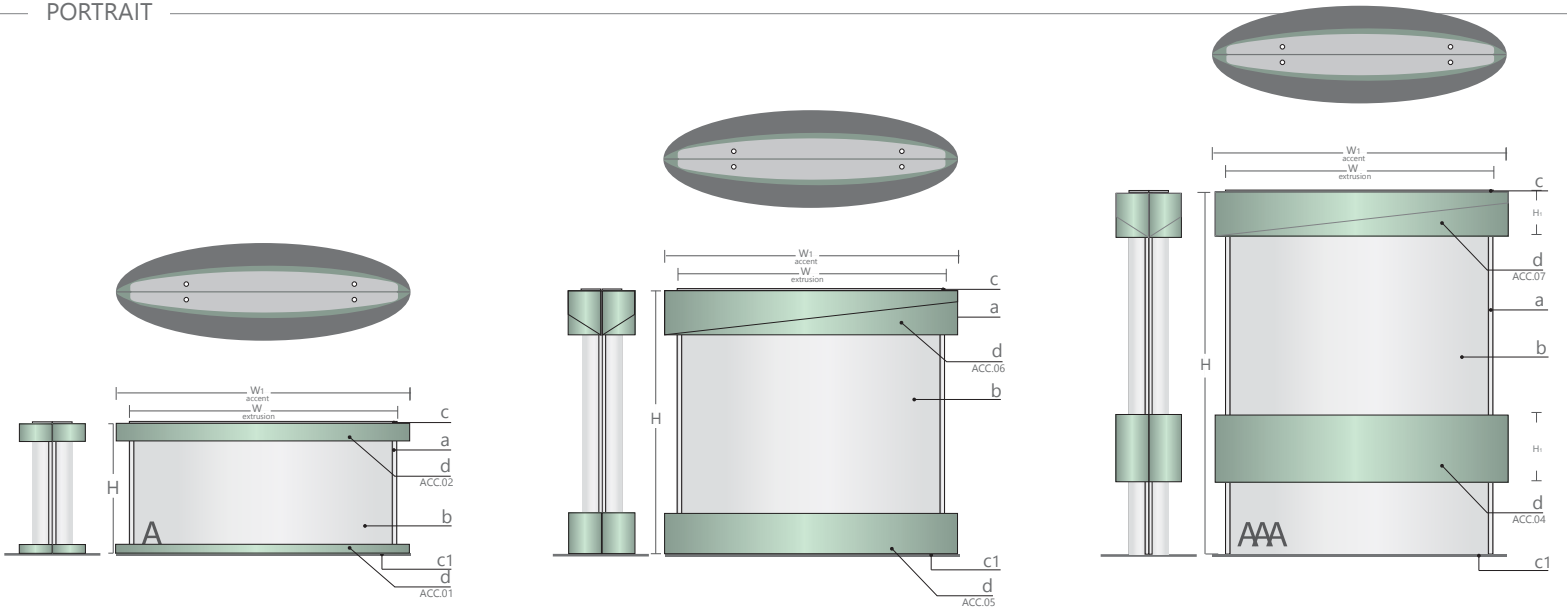
- a**
- EXTRUSION finish/color options:
are made from high quality aluminum 6063 with an anodized or oven cured coating
1. Clear anodized aluminum
- b**
- INSERT OPTIONS:
1. Graphic sign fronts:
engraved, laminated, silk screened, Imprinted with braille or photo metal finished
 2. Applied vinyl on aluminum insert
 3. 1. .040 aluminum backed photopolymer w/ raised symbols/copy and ADA compliant braille. Tip symbols/copy to contrast background. braille to remain background color
 4. Acrylic cover w/ paper insert
 5. Digital printing onto anodized aluminum by Primodize® or direct on clear cover

- c**
- END CAPS finish/color options:
1. Clear anodized aluminum
 2. Can be painted or powder coated
 3. Gray or black ABS plastic

- d**
- ACCENT BAR (available page no.*) finish/color options:
1. Standard Mirtec anodized colors
 2. Can be painted or powder coated

2.1





— STANDARD OPTIONS: —

Standard sizes		A		AA		AAA	
No.	Part No.	H x W		H x W		H x W	
		mm	inch	mm	inch	mm	inch
1	Mir0785- Acc.00	52 x <u>100</u>	2 x <u>3.93</u>	102 x <u>100</u>	4 x <u>3.93</u>	152 x <u>100</u>	6 x <u>3.93</u>
2	Mir0738- Acc.00	76 x <u>150</u>	3 x <u>5.90</u>	152 x <u>150</u>	6 x <u>5.90</u>	203 x <u>150</u>	8 x <u>5.90</u>
3	Mir0739- Acc.00	127 x <u>200</u>	5 x <u>7.87</u>	203 x <u>200</u>	8 x <u>7.87</u>	254 x <u>200</u>	10 x <u>7.87</u>
4	Mir0749- Acc.00	152 x <u>217</u>	6 x <u>8.54</u>	217 x <u>217</u>	8.54 x <u>8.54</u>	297 x <u>217</u>	11.6 x <u>8.54</u>
5	Mir0741- Acc.00	152 x <u>221</u>	6 x <u>8.70</u>	221 x <u>221</u>	8.70 x <u>8.70</u>	280 x <u>221</u>	11 x <u>8.70</u>

1. Select the size of the sign from **Extrusion Standard sizes** table.
2. Select an accent from the **Accent Bar Sizes** table.
3. Match the accent size to the sign size. The sizes are underlined in both tables
4. Select the Accent location on the sign frame parallel to the location of the end caps.

Accent Bar Sizes

No.	Accent	Image	Accent -H 1		Extrusion W <u>100_{mm}/3.9"</u>	Extrusion W <u>150_{mm}/5.9"</u>	Extrusion W <u>200_{mm}/7.87"</u>	Extrusion W <u>217_{mm}/8.7"</u>	Extrusion W <u>221_{mm}/8.7"</u>
			mm	inch	W1 <u>120_{mm}/4.72"</u>	W1 <u>180_{mm}/7.08"</u>	W1 <u>252_{mm}/9.92"</u>	W1 <u>272_{mm}/10.7"</u>	W1 <u>272_{mm}/10.7"</u>
1	Acc.01		6	0.24	■	■			
2	Acc.02		10	0.39	■	■	■	■	■
3	Acc.03		13	0.59			■	■	■
4	Acc.04		20	0.79	■	■	■	■	■
5	Acc.05		40	1.57	■	■	■	■	■
6	Acc.06		25	1	■	■	■	■	■
7	Acc.07		25	1	■	■			

Jupiter / Orion Accentia family
Desktop




NOTES:

- a**
- EXTRUSION finish/color options:
are made from high quality aluminum 6063 with an anodized or oven cured coating
1. Clear anodized aluminum
- b**
- INSERT OPTIONS:
1. Graphic sign fronts: engraved, laminated, silk screened, Imprinted with braille or photo metal finished
 2. Applied vinyl on aluminum insert
 3. 1. .040 aluminum backed photopolymer w/ raised symbols/copy and ADA compliant braille. Tip symbols/copy to contrast background color. braille to remain background color
 4. Acrylic cover w/ paper insert
 5. Digital printing onto anodized aluminum by Primodize® or direct on clear cover

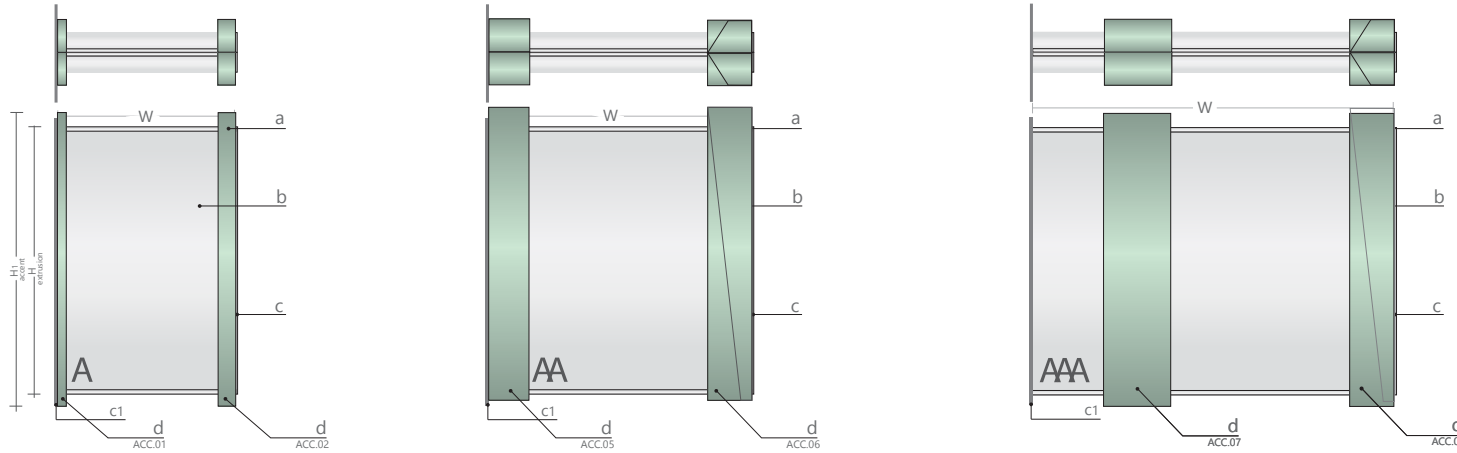
- c**
- END CAPS finish/color options:
1. Clear anodized aluminum
 2. Can be painted or powder coated
 3. Gray or black ABS plastic

- c1**
- Base finish/color options:
1. Mirtec clear anodized aluminum

- d**
- ACCENT BAR (available page no.*) finish/color options:
1. Standard Mirtec anodized colors
 2. Can be painted or powder coated



2.2



NOTES:

a
EXTRUSION finish/color options:
are made from high quality aluminum
6063 with an anodized or oven cured
coating.
1. Clear anodized aluminum

b
INSERT OPTIONS:
1. Acrylic cover w/ subsurface
silkscreen and backspray.
2. Digital printing into anodized
aluminum by Primodize ®
3. Painted acrylic cover w/ vinyl
graphics
4. Acrylic cover w/digital print

c
END CAPS finish/color options:
1. Clear anodized aluminum.
2. Aluminum end cap painted
standard or custom colors.
3. Gray or black ABS plastic.

C1
MOUNTING BRACKET
finish/color options:
1. Mirtec clear anodized aluminum
2. Painted aluminum cap standard

d
ACCENT BAR (available page no.*)
finish/color options:
1. Standard Mirtec anodized colors
2. Can be painted or powder coated

STANDARD OPTIONS:


Standard sizes		A		AA		AAA	
No.	Part No.	H x W		H x W		H x W	
		mm	inch	mm	inch	mm	inch
1	Mir0996- Acc.00	<u>100</u> x 76	<u>3.93</u> x 3	<u>100</u> x 102	<u>3.93</u> x 4	<u>100</u> x 152	<u>3.93</u> x 6
2	Mir0997- Acc.00	<u>120</u> x 102	<u>4.72</u> x 4	<u>120</u> x 127	<u>4.72</u> x 5	<u>120</u> x 203	<u>4.72</u> x 48
3	Mir0998- Acc.00	<u>150</u> x 127	<u>5.90</u> x 5	<u>150</u> x 152	<u>5.90</u> x 6	<u>150</u> x 254	<u>5.90</u> x 10
4	Mir0999- Acc.00	<u>200</u> x 152	<u>7.87</u> x 6	<u>200</u> x 203	<u>7.87</u> x 8	<u>200</u> x 305	<u>7.87</u> x 12
5	Mir0625- Acc.00	<u>217</u> x 152	<u>8.54</u> x 6	<u>217</u> x 217	<u>8.54</u> x 8.54	<u>217</u> x 297	<u>8.54</u> x 11.6
6	Mir0626- Acc.00	<u>221</u> x 152	<u>8.70</u> x 6	<u>221</u> x 221	<u>8.70</u> x 8.70	<u>221</u> x 280	<u>8.70</u> x 11
7	Mir0653- Acc.00	<u>300</u> x 203	<u>11.8</u> x 8	<u>300</u> x 305	<u>11.8</u> x 12	<u>300</u> x 432	<u>11.8</u> x 17
8	Mir0654- Acc.00	<u>400</u> x254	<u>15.7</u> x10	<u>400</u> x406	<u>15.7</u> x16	<u>400</u> x508	<u>15.7</u> x20

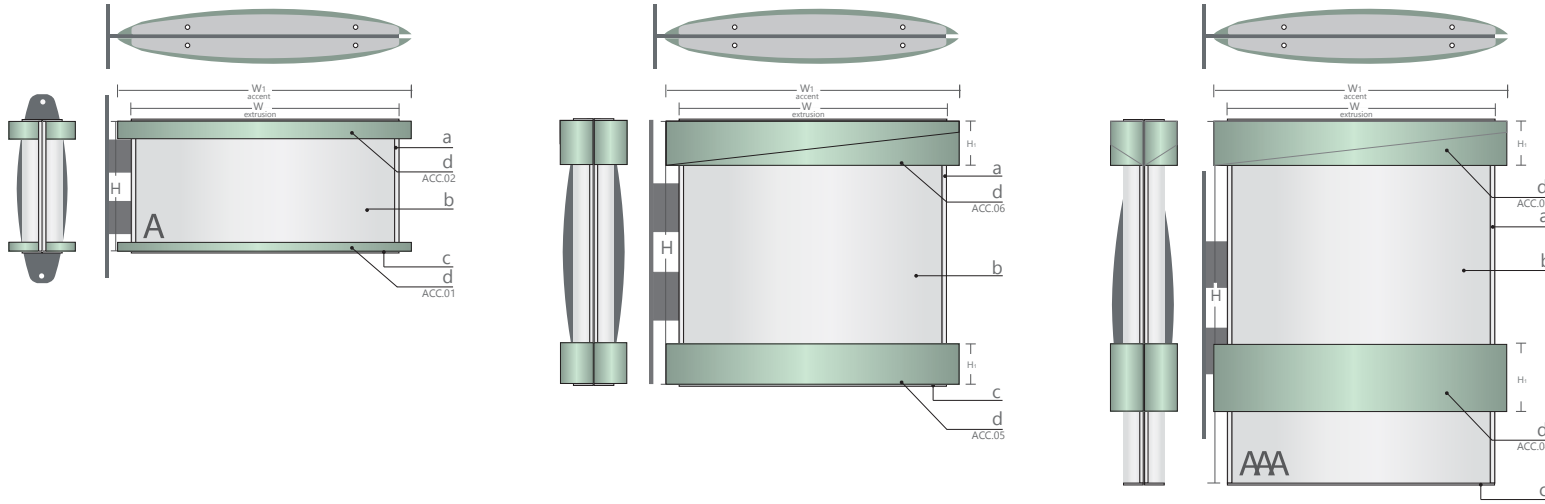
1. Select the size of the sign from **Extrusion Standard sizes** table.
2. Select an accent from the **Accent Bar Sizes** table.
3. Match the accent size to the sign size. The sizes are underlined in both tables
4. Select the Accent location on the sign frame parallel to the location of the end caps.

Accent Bar Sizes

No.	Accent	Accent -H 1		Extrusion W 100mm/3.9"	Extrusion W 150mm/5.9"	Extrusion W 200mm/7.87"	Extrusion W 217mm/3.9"	Extrusion W 221mm/8.7"	Extrusion W 300mm/11.8"
		mm	inch	W1 120mm/4.72"	W1 180mm/7.08"	W1 252mm/9.92"	W1 272mm/10.7"	W1 272mm/10.7"	W1 335mm/13.1"
1	Acc.01	6	0.24	■	■				
2	Acc.02	10	0.39	■	■	■	■	■	■
3	Acc.03	13	0.59			■	■	■	
4	Acc.04	20	0.79	■	■	■	■	■	■
5	Acc.05	40	1.57	■	■	■	■	■	■
6	Acc.06	25	1	■	■	■	■	■	■
7	Acc.07	25	1	■	■				

3.0





— STANDARD OPTIONS: —

Standard sizes

No.	Part No.
1	Mir1146- Acc.00
2	Mir1147- Acc.00
3	Mir1148- Acc.00
4	Mir1149- Acc.00
5	Mir1150- Acc.00
6	Mir1151- Acc.00
7	Mir1152- Acc.00
8	Mir1161- Acc.00

	A		AA		AAA	
	H x W		H x W		H x W	
	mm	inch	mm	inch	mm	inch
			102 x <u>100</u>	4 x <u>3.93</u>	203 x <u>100</u>	8 x <u>3.93</u>
			127 x <u>120</u>	5 x <u>4.72</u>	203 x <u>120</u>	8 x <u>4.72</u>
	102 x <u>150</u>	4 x <u>5.90</u>	152 x <u>150</u>	6 x <u>5.90</u>	254 x <u>150</u>	10 x <u>5.90</u>
	152 x <u>200</u>	6 x <u>7.87</u>	203 x <u>200</u>	8 x <u>7.87</u>	305 x <u>200</u>	12 x <u>7.87</u>
	152 x <u>217</u>	6 x <u>8.54</u>	217 x <u>217</u>	8.54 x <u>8.54</u>	297 x <u>217</u>	11.6 x <u>8.54</u>
	152 x <u>221</u>	6 x <u>8.70</u>	221 x <u>221</u>	8.70 x <u>8.70</u>	280 x <u>221</u>	11 x <u>8.70</u>
	254 x <u>300</u>	10 x <u>11.8</u>	305 x <u>300</u>	12 x <u>11.8</u>	356 x <u>300</u>	14 x <u>11.8</u>
	305 x <u>400</u>	12 x <u>15.7</u>	406 x <u>400</u>	16 x <u>15.7</u>		

1. Select the size of the sign from **Extrusion Standard sizes** table.
2. Select an accent from the **Accent Bar Sizes** table.
3. Match the accent size to the sign size. The sizes are underlined in both tables.
4. Select the Accent location on the sign frame parallel to the location of the end caps.

Accent Bar Sizes

No.	Accent	Accent -H 1	Extrusion W							
			100mm/3.9"	150mm/5.9"	200mm/7.87"	217mm/8.54"	221mm/8.7"	300mm/11.8"		
		mm	inch	W1 120mm/4.72"	W1 180mm/7.08"	W1 252mm/9.92"	W1 272mm/10.7"	W1 272mm/10.7"	W1 335mm/13.1"	
1	Acc.01	6	0.24	■	■					
2	Acc.02	10	0.39	■	■	■	■	■	■	
3	Acc.03	13	0.59			■	■	■		
4	Acc.04	20	0.79	■	■	■	■	■	■	
5	Acc.05	40	1.57	■	■	■	■	■	■	
6	Acc.06	25	1	■	■	■	■	■	■	
7	Acc.07	25	1	■	■					

Jupiter / Orion Accentia family
Projecting Sign Distanced



NOTES:


- a**
- EXTRUSION finish/color options:
are made from high quality aluminum 6063 with an anodized or oven cured coating.
1. Clear anodized aluminum

- b**
- INSERT OPTIONS:
1. Acrylic cover w/ subsurface silkscreen and backspray.
 2. Digital printing into anodized aluminum by Primodize ®
 3. Painted acrylic cover w/ vinyl graphics
 4. Acrylic cover w/digital print

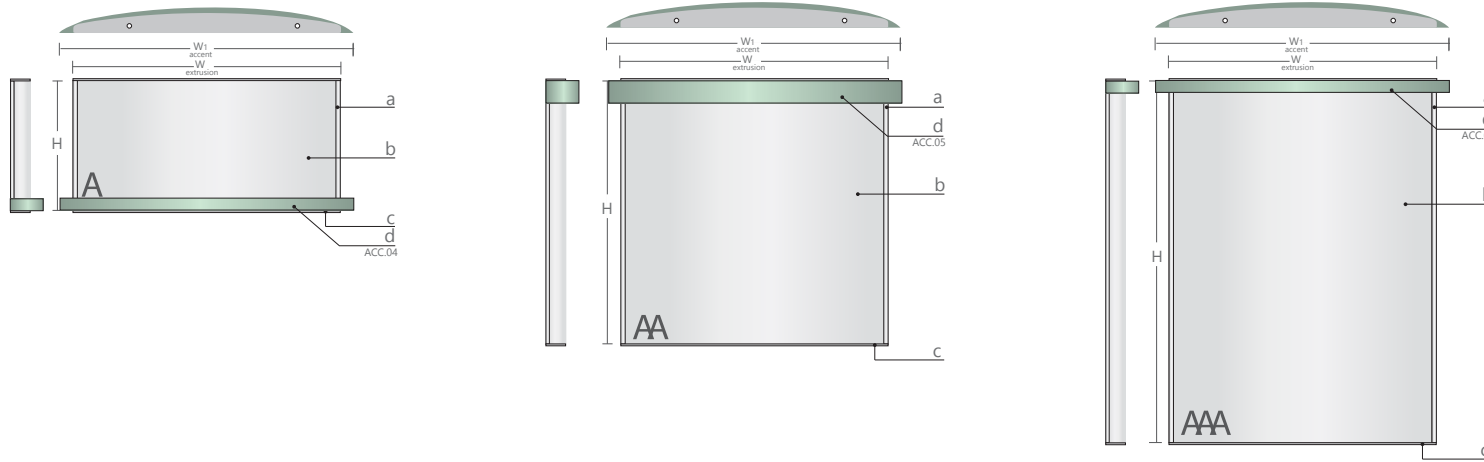
- c**
- END CAPS finish/color options:
1. Clear anodized aluminum.
 2. Aluminum end cap painted standard or custom colors.
 3. Gray or black ABS plastic.

- C1**
- MOUNTING BRACKET finish/color options:
1. Mirtec clear anodized aluminum
 2. Painted aluminum cap standard

- d**
- ACCENT BAR (available page no.*) finish/color options:
1. Standard Mirtec anodized colors
 2. Can be painted or powder coated



3.1



— STANDARD OPTIONS: —

Standard sizes		A		AA		AAA	
No.	Part No.	H x W		H x W		H x W	
		mm	inch	mm	inch	mm	inch
1	Mir1106- Acc.00	203 x 300	8 x 11.8	305 x 300	12 x 11.8	406 x 300	16 x 11.8
2	Mir1064- Acc.00	305 x 400	12 x 15.7	406 x 400	14 x 15.7	610 x 400	24 x 15.7
3	Mir1105- Acc.00	305 x 427	12 x 16.8	432 x 427	17 x 16.8	610 x 427	24 x 16.8
4	Mir1065- Acc.00	355 x 500	14 x 19.6	508 x 500	20 x 19.6	762 x 500	30 x 19.6
5	Mir1066- Acc.00	406 x 600	16 x 23.6	610 x 600	24 x 23.6	838 x 600	33 x 23.6

1. Select the size of the sign from **Extrusion Standard sizes** table.
2. Select an accent from the **Accent Bar Sizes** table.
3. Match the accent size to the sign size. The sizes are underlined in both tables
4. Select the Accent location on the sign frame parallel to the location of the end caps.



Accent Bar Sizes

No.	Accent	mm	inch	Extrusion												
				W 300mm/11.8"	W 400mm/15.7"	W 425mm/16.7"	W 500mm/19.7"	W 600mm/23.6"	W 700mm/27.6"	W 800mm/31.5"	W 900mm/35.4"	W 1000mm/39.3"	W 1100mm/43.3"	W 1200mm/47.2"		
1	Acc.03	13	0.59	■	■	■	■	■	■	■	■	■	■	■	■	■
2	Acc.04	20	0.79	■	■	■	■	■	■	■	■	■	■	■	■	■
3	Acc.05	40	1.57	■	■	■	■	■	■	■	■	■	■	■	■	■

4.0

Jupiter / Orion Accentia family
Wall Mounted Directional

NOTES:

- a**
EXTRUSION finish/color options:
are made from high quality aluminum 6063 with an anodized or oven cured coating
1. Clear anodized aluminum
- b**
INSERT OPTIONS:
1. Graphic sign fronts:
engraved, laminated, silk screened, Imprinted with braille or photo metal finished
 2. Applied vinyl on aluminum insert
 3. 1. .040 aluminum backed photopolymer w/ raised symbols/copy and ADA compliant braille. Tip symbols/copy to contrast background Braille to remain background color
 4. Acrylic cover w/ paper insert
 5. Digital printing onto anodized aluminum by Primodize® or direct on clear cover

PANELS


1. Plastic divider black or silver with strips of clear cover
2. Natural or anodized alum strips

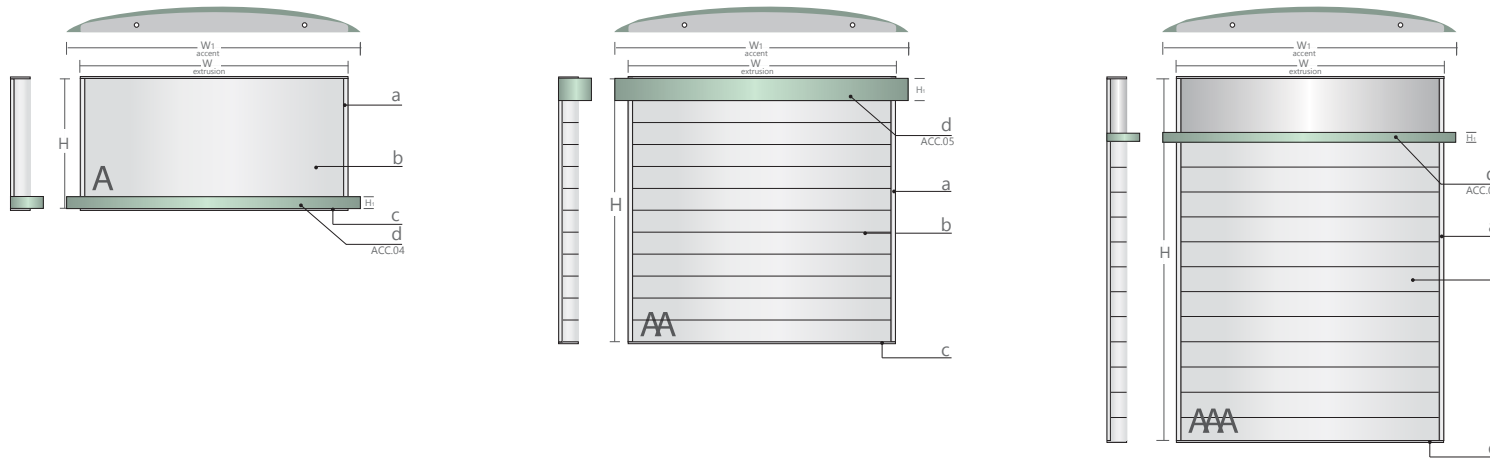
c

- END CAPS finish/color options:
1. Clear anodized aluminum
 2. Can be painted or powder coated
 3. Gray or black ABS plastic
 4. Clear anodized aluminum base

d

- ACCENT BAR (available page no.*) finish/color options:
1. Standard Mirtec anodized colors
 2. Can be painted or powder coated





— STANDARD OPTIONS: —

Standard sizes		A		AA		AAA	
No.	Part No.	H x W		H x W		H x W	
		mm	inch	mm	inch	mm	inch
1	Mir1063- Acc.00	203 x 300	8 x 11.8	305 x 300	12 x 11.8	406 x 300	16 x 11.8
2	Mir1064- Acc.00	305 x 400	12 x 15.7	406 x 400	14 x 15.7	610 x 400	24 x 15.7
3	Mir1105- Acc.00	305 x 427	12 x 16.8	432 x 427	17 x 16.8	610 x 427	24 x 16.8
4	Mir1065- Acc.00	355 x 500	14 x 19.6	508 x 500	20 x 19.6	762 x 500	30 x 19.6
5	Mir1066- Acc.00	406 x 600	16 x 23.6	610 x 600	24 x 23.6	838 x 600	33 x 23.6

b	Aluminum Panel Anodized / Natural						
mm	20	25	30	40	50	60	100
inch	0.79	1	1.18	1.57	1.97	2.36	3.94

b=Individual panel height. Thickness 2 mm/0.079inch

Accent Bar Sizes

No.	Accent	Accent -H1		Extrusion	Extrusion	Extrusion	Extrusion	Extrusion	Extrusion	Extrusion	Extrusion	Extrusion	Extrusion
		mm	inch	W 300mm/11.8"	W 400mm/15.7"	W 425mm/16.7"	W 500mm/19.7"	W 600mm/23.6"	W 700mm/27.6"	W 800mm/31.5"	W 900mm/35.4"	W 1000mm/39.3"	W 1100mm/43.3"
1	Acc.03	13	0.59	■	■	■	■	■	■	■	■	■	■
2	Acc.04	20	0.79	■	■	■	■	■	■	■	■	■	■
3	Acc.05	40	1.57	■	■	■	■	■	■	■	■	■	■

1. Select the size of the sign from **Extrusion Standard sizes** table.
2. Select an accent from the **Accent Bar Sizes** table.
3. Match the accent size to the sign size. The sizes are underlined in both tables
4. Select the Accent location on the sign frame parallel to the location of the end caps.



4.1

Jupiter / Orion Accentia family
Directory with Aluminum Panels

NOTES:

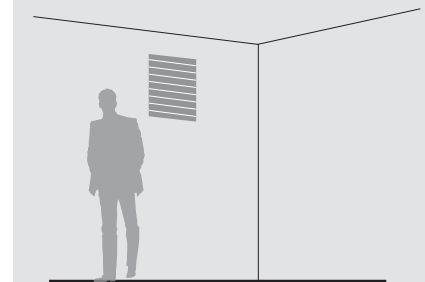
a
EXTRUSION finish/color options:
are made from high quality aluminum 6063 with an anodized or oven cured coating
1. Clear anodized aluminum

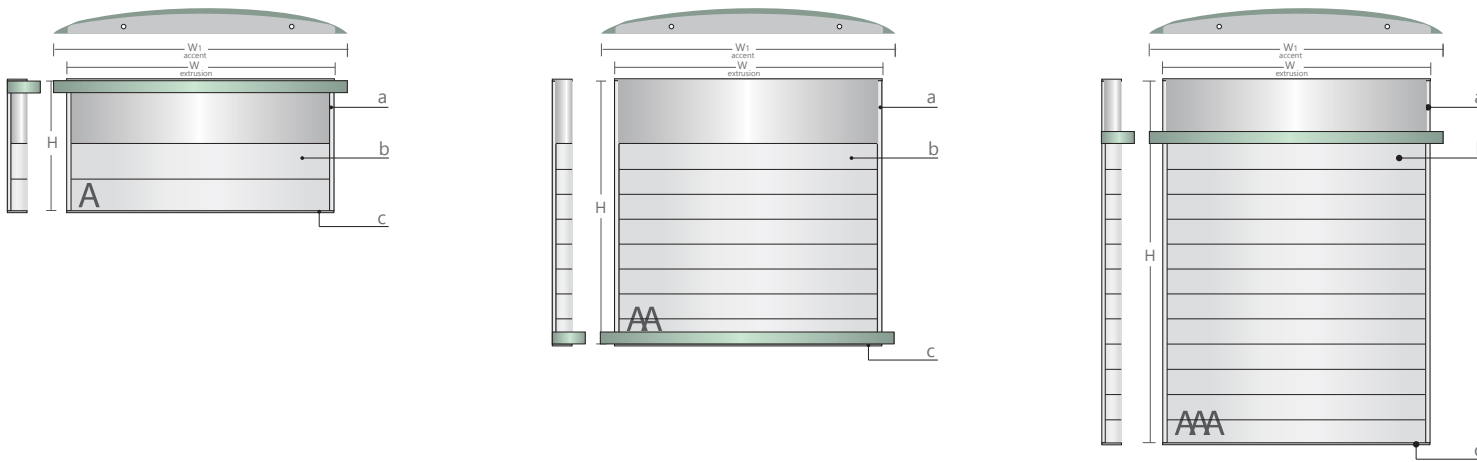
b
INSERT OPTIONS:
1. Graphic sign fronts:
engraved, laminated, silk screened, Imprinted with braille or photo metal finished
2. Applied vinyl on aluminum insert
3. 1. .040 aluminum backed photopolymer w/ raised symbols/copy and ADA compliant braille. Tip symbols/copy to contrast background braille to remain background color
4. Acrylic cover w/ paper insert
5. Digital printing onto anodized aluminum by Primodize ® or direct on clear cover

PANELS
1. Natural or anodized alum strips

c
END CAPS finish/color options:
1. Clear anodized aluminum
2. Can be painted or powder coated
3. Gray or black ABS plastic
4. Clear anodized aluminum base

d
ACCENT BAR (available page no.*)
finish/color options:
1. Standard Mirtec anodized colors
2. Can be painted or powder coated





STANDARD OPTIONS:

Standard sizes		A		AA		AAA	
No.	Part No.	H x W		H x W		H x W	
		mm	inch	mm	inch	mm	inch
1	Mir1106- Acc.00	203 x 300	8 x 11.8	305 x 300	12 x 11.8	406 x 300	16 x 11.8
2	Mir1064- Acc.00	305 x 400	12 x 15.7	406 x 400	14 x 15.7	610 x 400	24 x 15.7
3	Mir1105- Acc.00	305 x 427	12 x 16.8	432 x 427	17 x 16.8	610 x 427	24 x 16.8
4	Mir1065- Acc.00	355 x 500	14 x 19.6	508 x 500	20 x 19.6	762 x 500	30 x 19.6
5	Mir1066- Acc.00	406 x 600	16 x 23.6	610 x 600	24 x 23.6	838 x 600	33 x 23.6

b	Plastic Panel Clear Lens					Plastic Dividers Height Black / Silver	
	30	40	50	60	100	3	6
mm	30	40	50	60	100	3	6
inch	1.18	1.57	1.96	2.36	3.93	0.118	0.236

b=Individual panel height. Thickness 2mm / 0.079inch
Thickness 1mm / 0.039inch, 1.5mm / 0.059, 2mm / 0.079inch

Accent Bar Sizes

No.	Accent	Accent -H1		Extrusion W 300mm/11.8"		Extrusion W 400mm/15.7"		Extrusion W 425mm/16.7"		Extrusion W 500mm/19.7"		Extrusion W 600mm/23.6"		Extrusion W 700mm/27.6"		Extrusion W 800mm/31.5"		Extrusion W 900mm/35.4"		Extrusion W 1000mm/39.3"		Extrusion W 1100mm/43.3"		Extrusion W 1200mm/47.2"	
		mm	inch	W1	W2	W1	W2	W1	W2	W1	W2	W1	W2	W1	W2	W1	W2	W1	W2	W1	W2	W1	W2	W1	W2
1	Acc.03	13	0.59	■	■	■	■	■	■	■	■	■	■	■	■	■	■	■	■	■	■	■	■	■	■
2	Acc.04	20	0.79	■	■	■	■	■	■	■	■	■	■	■	■	■	■	■	■	■	■	■	■	■	■
3	Acc.05	40	1.57	■	■	■	■	■	■	■	■	■	■	■	■	■	■	■	■	■	■	■	■	■	■

1. Select the size of the sign from **Extrusion Standard sizes** table.
2. Select an accent from the **Accent Bar Sizes** table.
3. Match the accent size to the sign size. The sizes are underlined in both tables.
4. Select the Accent location on the sign frame parallel to the location of the end caps.

Jupiter / Orion Accentia family

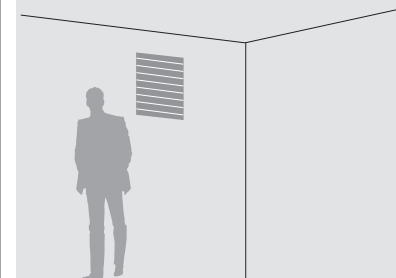
Directory with Plastic Panels

NOTES:

- a**
- EXTRUSION finish/color options:
are made from high quality aluminum 6063 with an anodized or oven cured coating
1. Clear anodized aluminum
- b**
- INSERT OPTIONS:
1. Graphic sign fronts:
engraved, laminated, silk screened, Imprinted with braille or photo metal finished
 2. Applied vinyl on aluminum insert
 3. 1.040 aluminum backed photopolymer w/ raised symbols/copy and ADA compliant braille. Tip symbols/copy to contrast background braille to remain background color
 4. Acrylic cover w/ paper insert
 5. Digital printing onto anodized aluminum by Primodize® or direct on clear cover
- PANELS
1. Plastic divider 3/6 mm black or silver with strips of clear cover

- c**
- END CAPS finish/color options:
1. Clear anodized aluminum
 2. Can be painted or powder coated
 3. Gray or black ABS plastic
 4. Clear anodized aluminum base

- d**
- ACCENT BAR (available page no.*) finish/color options:
1. Standard Mirtec anodized colors
 2. Can be painted or powder coated



4.2



STANDARD OPTIONS:

Standart sizes

No.	Part No.	H1-Header Extrusion			H2-Extrusion			W	
		mm	inch	Quantity	mm	inch	Quantity	mm	inch
1	Mir0973- Acc.00				<u>40</u>	<u>1.57</u>			
2	Mir0974- Acc.00				<u>60</u>	<u>2.36</u>			
3	Mir0975- Acc.00	<u>80</u>	<u>3.14</u>		<u>80</u>	<u>3.14</u>			
4	Mir0976- Acc.00	<u>100</u>	<u>3.93</u>		<u>100</u>	<u>3.93</u>			
5	Mir0977- Acc.00	<u>120</u>	<u>4.72</u>		<u>120</u>	<u>4.72</u>			
6	Mir0978- Acc.00	<u>150</u>	<u>5.90</u>		<u>150</u>	<u>5.90</u>			
7	Mir0979- Acc.00	<u>200</u>	<u>7.87</u>						
8	Mir1095- Acc.00	<u>217</u>	<u>8.54</u>						
9	Mir0979A- Acc.00	<u>221</u>	<u>8.70</u>						

1. Select the size of the sign from **Extrusion Standard sizes** table.
2. Select an accent from the **Accent Bar Sizes** table.
3. Match the accent size to the sign size. The sizes are underlined in both tables
4. Select the Accent location on the sign frame parallel to the location of the end caps.

Accent Bar Sizes

No.	Accent	Accent - H 1		Extrusion W <u>100_{mm}/3.9"</u>	Extrusion W <u>150_{mm}/5.9"</u>	Extrusion W <u>200_{mm}/7.87"</u>	Extrusion W <u>217_{mm}/8.54"</u>	Extrusion W <u>221_{mm}/8.7"</u>
		mm	inch	W1 <u>120_{mm}/4.72"</u>	W1 <u>180_{mm}/7.08"</u>	W1 <u>252_{mm}/9.92"</u>	W1 <u>272_{mm}/10.7"</u>	W1 <u>272_{mm}/10.7"</u>
1	Acc.01	6	0.24	■	■			
2	Acc.02	10	0.39	■	■	■	■	■
3	Acc.03	13	0.59			■	■	■
4	Acc.04	20	0.79	■	■	■	■	■
5	Acc.05	40	1.57	■	■	■	■	■
6	Acc.06	25	1	■	■	■	■	■
7	Acc.07	25	1	■	■			

Jupiter / Orion Accentia family
Directory Multi Extrusions



NOTES:

a

EXTRUSION finish/color options:
are made from high quality aluminum 6063 with an anodized or oven cured coating

1. Clear anodized aluminum

b

INSERT OPTIONS:

1. Graphic sign fronts: engraved, laminated, silk screened, Imprinted with braille or photo metal finished
2. Applied vinyl on aluminum insert
3. 1. .040 aluminum backed photopolymer w/ raised symbols/copy and ADA compliant braille. Tip symbols/copy to contrast background Braille to remain background color
4. Acrylic cover w/ paper insert
5. Digital printing onto anodized aluminum by Primodize® or direct on clear cover

c

END CAPS finish/color options:

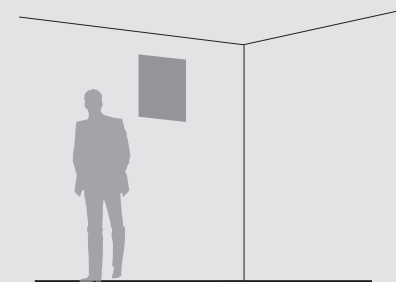
1. Clear anodized aluminum
2. Can be painted or powder coated
3. Gray or black ABS plastic

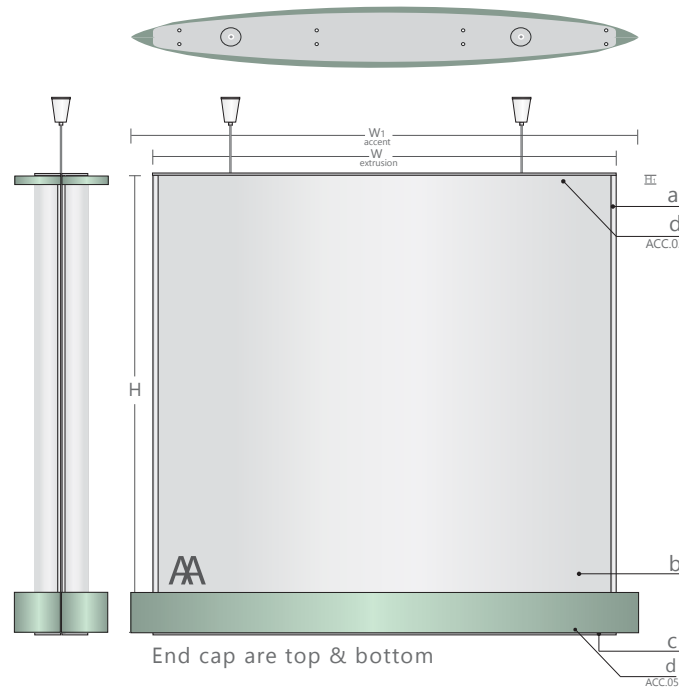
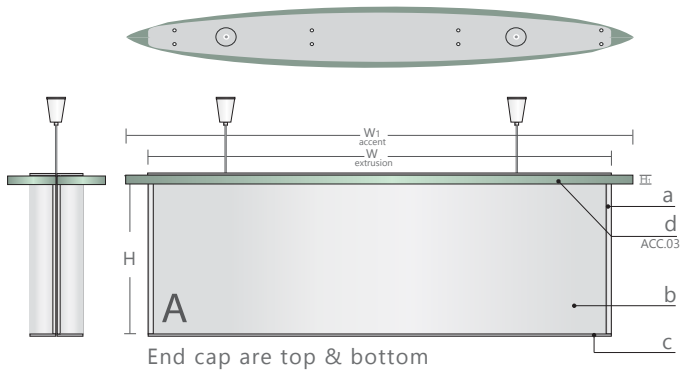
d

ACCENT BAR (available page no.*)
finish/color options:

1. Standard Mirtec anodized colors
2. Can be painted or powder coated

4.3





Jupiter / Orion Accentia family
Suspended Directional



NOTES:

- a**
EXTRUSION finish/color options:
are made from high quality aluminum 6063 with an anodized or oven cured coating
1. clear anodized aluminum
- b**
INSERT OPTIONS:
1. Graphic sign fronts:
engraved, laminated, silk screened, Imprinted with braille or photo metal finished
2. Applied vinyl on aluminum insert
3. 1. .040 aluminum backed photopolymer w/ raised symbols/copy and ADA compliant braille. Tip symbols/copy to contrast background Braille to remain background color
4. Acrylic cover w/ paper insert
5. Digital printing onto anodized aluminum by Primodize® or direct on clear cover

— STANDARD OPTIONS: —

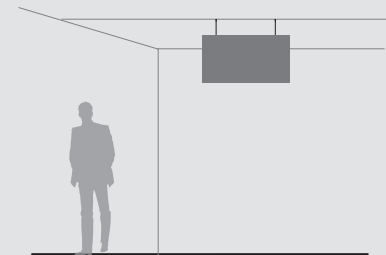
Standard sizes		A		AA	
No.	Part No.	H x W		H x W	
		mm	inch	mm	inch
1	Mir1068- Acc.00	203 x <u>600</u>	8 x <u>23.6</u>	600 x <u>600</u>	23.6 x <u>23.6</u>
2	Mir0194S- Acc.00	254 x <u>700</u>	10 x <u>27.5</u>	700 x <u>700</u>	27.5 x <u>27.5</u>
3	Mir0195S- Acc.00	305 x <u>800</u>	12 x <u>31.4</u>	800 x <u>800</u>	31.4 x <u>31.4</u>
4	Mir1069- Acc.00	305 x <u>900</u>	12 x <u>35.4</u>		
5	Mir1070- Acc.00	305 x <u>1000</u>	12 x <u>39.3</u>		
6	Mir1071- Acc.00	305 x <u>1200</u>	12 x <u>47.2</u>		

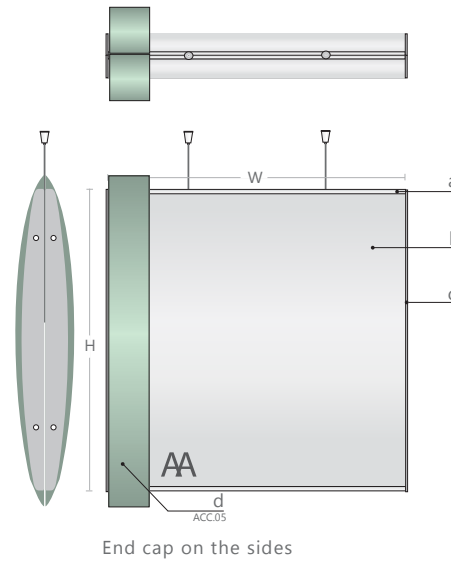
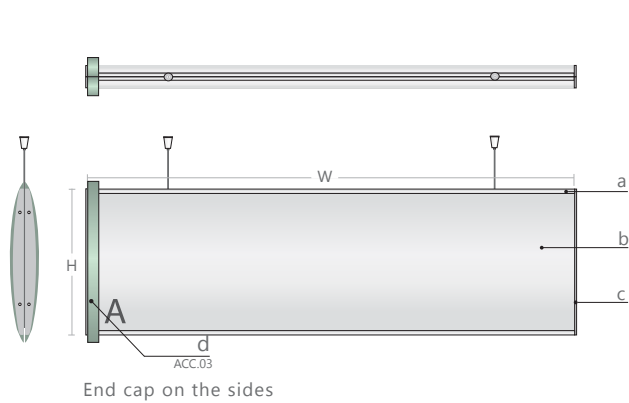
1. Select the size of the sign from **Extrusion Standard sizes** table.
2. Select an accent from the **Accent Bar Sizes** table.
3. Match the accent size to the sign size. The sizes are underlined in both tables
4. Select the Accent location on the sign frame parallel to the location of the end caps.

Accent Bar Sizes

No.	Accent	Accent -H1		Extrusion	Extrusion	Extrusion	Extrusion	Extrusion	Extrusion	Extrusion	Extrusion	Extrusion	Extrusion
		mm	inch	W 300mm/11.8"	W 400mm/15.7"	W 425mm/16.7"	W 500mm/19.7"	W 600mm/23.6"	W 700mm/27.6"	W 800mm/31.5"	W 900mm/35.4"	W 1000mm/39.3"	W 1100mm/43.3"
1	Acc.03	13	0.59	■	■	■	■	■	■	■	■	■	■
2	Acc.04	20	0.79	■	■	■	■	■	■	■	■	■	■
3	Acc.05	40	1.57	■	■	■	■	■	■	■	■	■	■

5.0





STANDARD OPTIONS:

Standart sizes

No.	Part No.	A		AA	
		mm	inch	mm	inch
1	Mir0152S- Acc.00	60 x 400	<u>2.36</u> x 15.7		
2	Mir0153S- Acc.00	80 x 400	<u>3.14</u> x 15.7		
3	Mir0154S- Acc.00	100 x 500	<u>3.93</u> x 19.6		
4	Mir0155S- Acc.00	120 x 500	<u>4.72</u> x 19.6		
5	Mir0156S- Acc.00	150 x 600	<u>5.90</u> x 23.6		
6	Mir1099- Acc.00	200 x 610	<u>7.87</u> x 24	200 x 200	<u>7.87</u> x 7.87
7	Mir0529S- Acc.00	217 x 610	<u>8.54</u> x 24	217 x 217	<u>8.54</u> x 8.54
8	Mir0529SS- Acc.00	221 x 610	<u>8.70</u> x 24	221 x 221	<u>8.54</u> x 8.54
9	Mir0529ES- Acc.00	300 x 910	<u>11.8</u> x 35.8	300 x 300	<u>8.70</u> x 8.70

1. Select the size of the sign from **Extrusion Standard sizes** table.
2. Select an accent from the **Accent Bar Sizes** table.
3. Matche the accent size to the sign size. The sizes are underlined in both tables
4. Select the Accent location on the sign frame parallel to the location of the end caps.

Accent Bar Sizes

No.	Accent	Accent -H1		Extrusion	Extrusion	Extrusion	Extrusion	Extrusion	Extrusion	Extrusion	Extrusion	Extrusion	Extrusion
		mm	inch	W1 300mm/11.8"	W1 400mm/15.7"	W1 425mm/16.7"	W1 500mm/19.7"	W1 600mm/23.6"	W1 700mm/27.6"	W1 800mm/31.5"	W1 900mm/35.4"	W1 1000mm/39.3"	W1 1100mm/43.3"
1	Acc.03	13	0.59	■	■	■	■	■	■	■	■	■	■
2	Acc.04	20	0.79	■	■	■	■	■	■	■	■	■	■
3	Acc.05	40	1.57	■	■	■	■	■	■	■	■	■	■

Jupiter / Orion Accentia family
Suspended Directional



NOTES:

a

- EXTRUSION finish/color options:
are made from high quality aluminum 6063 with an anodized or oven cured coating
1. clear anodized aluminum

b

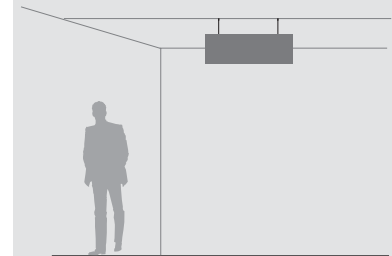
- INSERT OPTIONS:
1. Graphic sign fronts:
engraved, laminated, silk screened, Imprinted with braille or photo metal finished
 2. Applied vinyl on aluminum insert
 3. 1. .040 aluminum backed photopolymer w/ raised symbols/copy and ADA compliant braille. Tip symbols/copy to contrast background Braille to remain background color
 4. Acrylic cover w/ paper insert
 5. Digital printing onto anodized aluminum by Primodize® or direct on clear cover

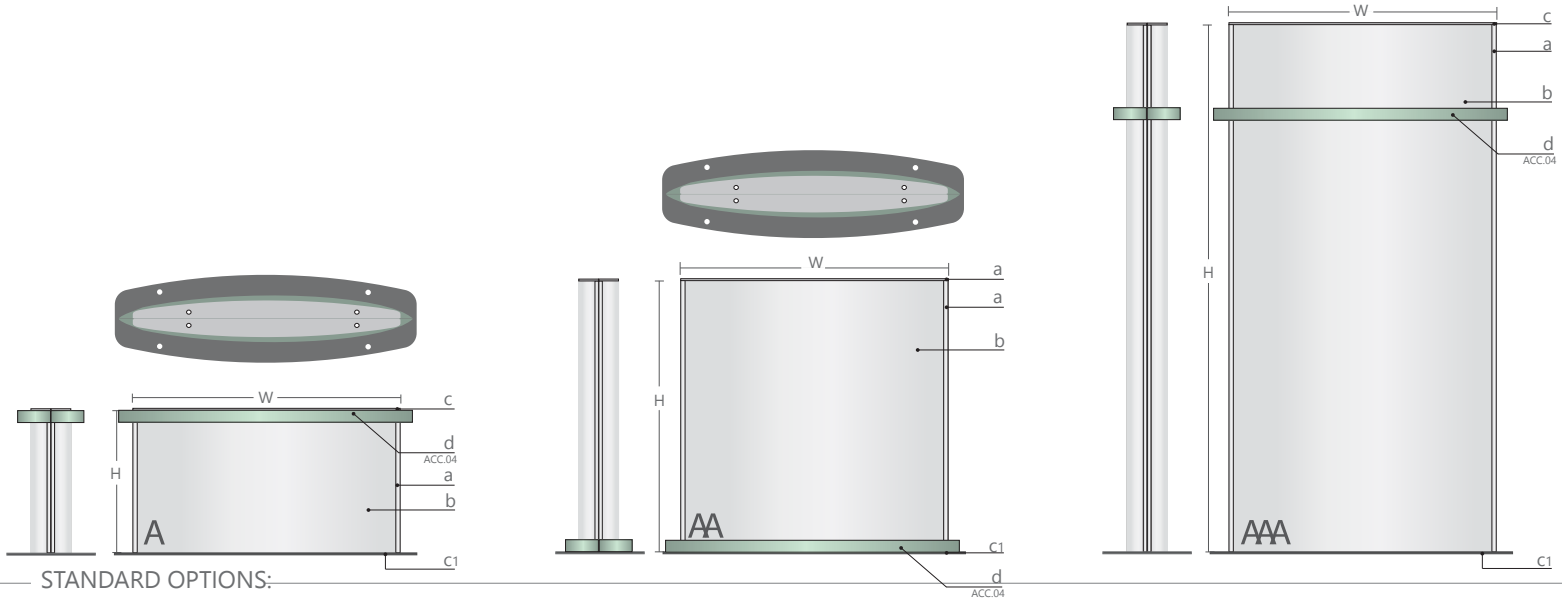
PANELS

1. Plastic divider black or silver with strips of clear cover
2. Natural or anodized alum strips

c

- END CAPS finish/color options:
1. Clear anodized aluminum
 2. Can be painted or powder coated
 3. Gray or black ABS plastic





STANDARD OPTIONS:

Standard sizes		A		AA		AAA	
		H x W		H x W		H x W	
No.	Part No.	mm	inch	mm	inch	mm	inch
1	Mir1119- Acc.00	254x <u>400</u>	10 x <u>15.7</u>	406 x <u>400</u>	16 x <u>15.7</u>	1981 x <u>400</u>	78 x <u>15.7</u>
2	Mir1220- Acc.00	305 x 500	12 x <u>19.6</u>	508 x <u>500</u>	20 x <u>19.6</u>	1981 x <u>500</u>	78 x <u>19.6</u>
3	Mir1221- Acc.00	406 x <u>600</u>	16 x <u>23.6</u>	610 x <u>600</u>	24 x <u>23.6</u>	1981 x <u>600</u>	78 x <u>23.6</u>
4	Mir1222- Acc.00	508 x <u>700</u>	20 x <u>27.5</u>	711 x <u>700</u>	28x <u>27.5</u>	1981 x <u>700</u>	78 x <u>27.5</u>
5	Mir1273- Acc.00	610 x <u>900</u>	24 x <u>35.4</u>	914 x <u>900</u>	36 x <u>35.4</u>	1981 x <u>900</u>	78 x <u>35.4</u>

1. Select the size of the sign from **Extrusion Standard sizes** table.
2. Select an accent from the **Accent Bar Sizes** table.
3. Match the accent size to the sign size. The sizes are underlined in both tables
4. Select the Accent location on the sign frame parallel to the location of the end caps.

- d**
ACCENT BAR (available page no. *)
finish/color options:
1. Standard Mirtec anodized colors
 2. Can be painted or powder coated

Accent Bar Sizes

No.	Accent	Accent -H1		Extrusion											
		mm	inch	W 300mm/11.8"	W 400mm/15.7"	W 425mm/16.7"	W 500mm/19.7"	W 600mm/23.6"	W 700mm/27.6"	W 800mm/31.5"	W 900mm/35.4"	W 1000mm/39.3"	W 1100mm/43.3"	W 1200mm/47.2"	
1	Acc.03	13	0.59	■	■	■	■	■	■	■	■	■	■	■	■
2	Acc.04	20	0.79	■	■	■	■	■	■	■	■	■	■	■	■
3	Acc.05	40	1.57	■	■	■	■	■	■	■	■	■	■	■	■

6.0

Jupiter / Orion Accentia family Base Mount Stand

NOTES:

- a**
EXTRUSION finish/color options:
are made from high quality aluminum 6063 with an anodized or oven cured coating
1. clear anodized aluminum


- b**
INSERT OPTIONS:
1. Painting on aluminum insert w/ graphics
 2. Digital output w/ acrylic cover
 3. Digital printing into anodized aluminum by Primodize®
- Extrusion finish/color options:
1. Mirtec anodized aluminum
 2. Painted standard colors
 3. Powder coating
- PANELS

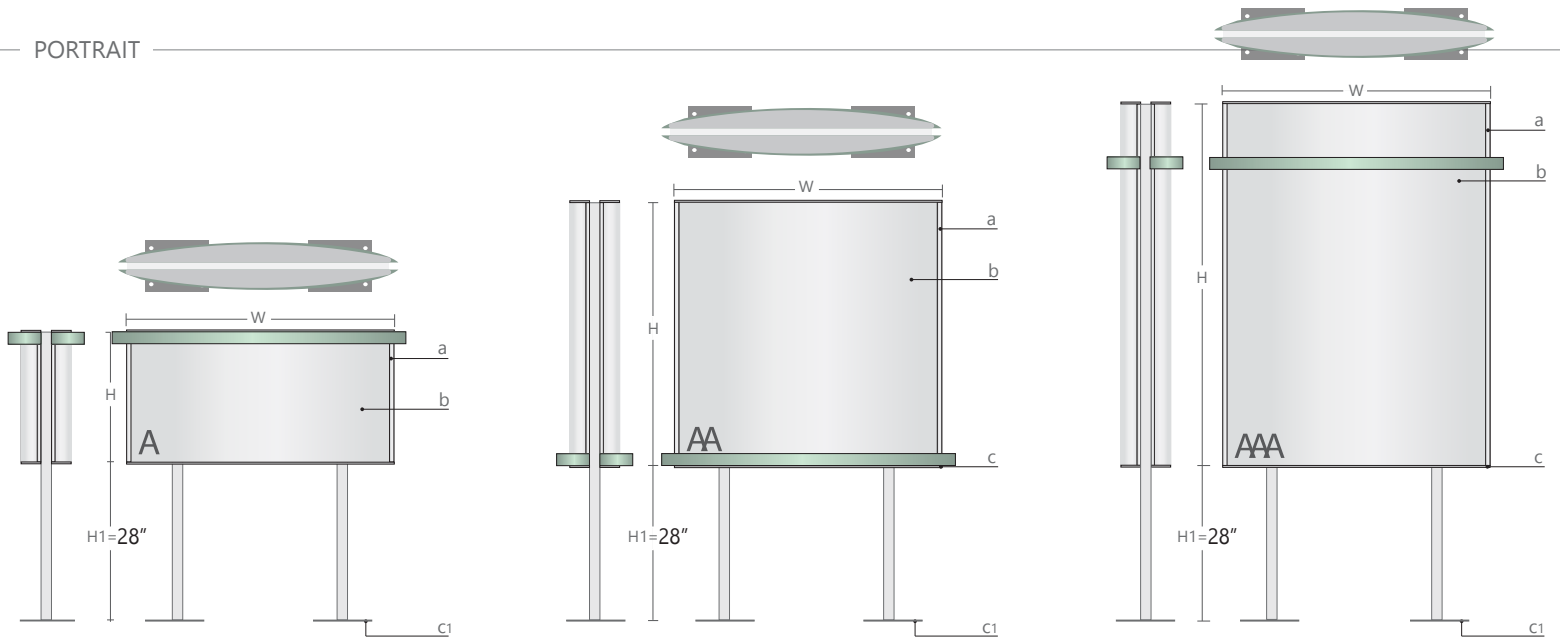
1. Plastic divider black or silver with strips of clear cover
2. Natural or anodized alum strips

- c**
END CAPS finish/color options:
1. clear anodized aluminum
 2. aluminum end cap painted standard or custom colors

- c1**
BASE:
Provided by Mirtec as painted galvanized steel w/ pre drilled holes to accept mounting screws

- MOUNTING:
Fabricator to utilize all thread and acorn nut method for floor mounting and provide no less than (6) six mounting screws for painted black galvanized steel base. freestanding option available.





— STANDARD OPTIONS: —

Standard sizes		A		AA		AAA	
No.	Part No.	H x W		H x W		H x W	
		mm	inch	mm	inch	mm	inch
1		305 x <u>600</u>	12 x <u>23.6</u>	605 x <u>600</u>	24 x <u>23.6</u>	1981 x <u>600</u>	78 x <u>23.6</u>
2	Mir1073- Acc.00	356 x <u>900</u>	14 x <u>35.4</u>	889 x <u>900</u>	39 x <u>35.4</u>	1981 x <u>900</u>	78 x <u>35.4</u>
3	Mir1074- Acc.00	405 x <u>1000</u>	16 x <u>39.3</u>	1067 x <u>1000</u>	42 x <u>39.3</u>	1981 x <u>1000</u>	78 x <u>39.3</u>
4	Mir1075- Acc.00	405 x <u>1200</u>	16 x <u>47.2</u>	1219 x <u>1200</u>	48 x <u>47.2</u>	1981 x <u>1200</u>	78 x <u>47.2</u>

1. Select the size of the sign from **Extrusion Standard sizes** table.
2. Select an accent from the **Accent Bar Sizes** table.
3. Match the accent size to the sign size. The sizes are underlined in both tables
4. Select the Accent location on the sign frame parallel to the location of the end caps.

Accent Bar Sizes

No.	Accent	mm	inch	Extrusion											
				W1	W2	W3	W4	W5	W6	W7	W8	W9	W10	W11	W12
1	Acc.03	13	0.59	300mm/11.8"	400mm/15.7"	425mm/16.7"	500mm/19.7"	600mm/23.6"	700mm/27.6"	800mm/31.5"	900mm/35.4"	1000mm/39.3"	1100mm/43.3"	1200mm/47.2"	
2	Acc.04	20	0.79	335mm/13.1"	450mm/17.7"	475mm/18.7"	550mm/21.6"	650mm/25.6"	750mm/29.5"	850mm/33.5"	950mm/37.4"	1050mm/41.3"	1150mm/45.3"	1250mm/49.2"	
3	Acc.05	40	1.57												

- d**
ACCENT BAR (available page no.*)
finish/color options:
1. Standard Mirtec anodized colors
2. Can be painted or powder coated

Jupiter / Orion Accentia family
Pylon Post - 2 Pole

NOTES:

a
EXTRUSION finish/color options:
are made from high quality aluminum 6063 with an anodized or oven cured coating
1. clear anodized aluminum

b
INSERT OPTIONS:
1. Painting on aluminum insert w/ graphics
2. Digital output w/ acrylic cover
3. Digital printing into anodized aluminum by Primodize®


Extrusion finish/color options:
1. Mirtec anodized aluminum
2. Painted standard colors
3. Powder coating

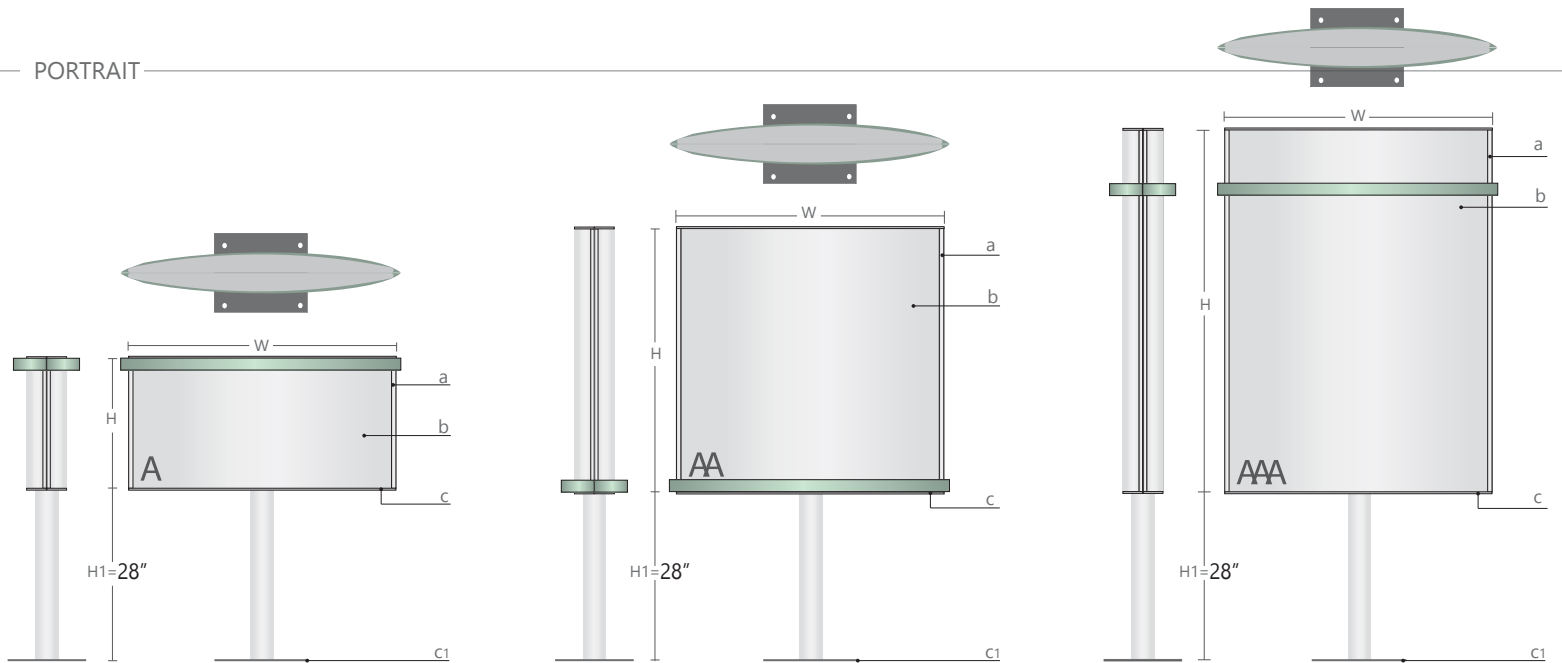
PANELS
1. Plastic divider black or silver with strips of clear cover
2. Natural or anodized alum strips

c
END CAPS finish/color options:
1. clear anodized aluminum
2. aluminum end cap painted standard or custom colors

c1
POLE & BASE:
Provided by Mirtec as painted galvanized steel w/ pre drilled holes to accept mounting screws

MOUNTING:
Fabricator to utilize all thread and acorn nut method for floor mounting and provide no less than (6) six mounting screws for painted black galvanized steel base. freestanding option available.





— STANDARD OPTIONS: —

Standard sizes		A		AA		AAA	
No.	Part No.	H x W		H x W		H x W	
		mm	inch	mm	inch	mm	inch
1	Mir0741P- Acc.002	152 x <u>221</u>	6 x <u>8.70</u>	221 x <u>221</u>	8.70 x <u>8.70</u>	280 x <u>221</u>	11 x <u>8.70</u>
2	Mir1106P- Acc.002	203 x 300	8 x <u>11.8</u>	305 x <u>300</u>	12 x <u>11.8</u>	406 x <u>300</u>	16 x <u>11.8</u>
3	Mir1064P- Acc.002	254 x <u>400</u>	10 x <u>15.7</u>	406 x <u>400</u>	16 x <u>15.7</u>	508 x <u>400</u>	20 x <u>15.7</u>
4	Mir0685- Acc.002	254 x <u>427</u>	10 x <u>16.8</u>	432 x <u>427</u>	17 x <u>16.8</u>	508 x <u>427</u>	20 x <u>16.8</u>
5	Mir0686- Acc.002	356 x <u>500</u>	14 x <u>19.6</u>	508 x <u>500</u>	20 x <u>19.6</u>	711 x <u>500</u>	28 x <u>19.6</u>
6	Mir0687- Acc.002	356 x <u>600</u>	14 x <u>23.6</u>	610 x <u>600</u>	24 x <u>23.6</u>	841 x <u>600</u>	33 x <u>23.6</u>

1. Select the size of the sign from **Extrusion Standard sizes** table.
2. Select an accent from the **Accent Bar Sizes** table.
3. Match the accent size to the sign size. The sizes are underlined in both tables
4. Select the Accent location on the sign frame parallel to the location of the end caps.

Accent Bar Sizes

No.	Accent	mm	inch	Extrusion													
				W 300mm/11.8"	W 400mm/15.7"	W 425mm/16.7"	W 500mm/19.7"	W 600mm/23.6"	W 700mm/27.6"	W 800mm/31.5"	W 900mm/35.4"	W 1000mm/39.3"	W 1100mm/43.3"	W 1200mm/47.2"			
1	Acc.03	13	0.59	■	■	■	■	■	■	■	■	■	■	■	■	■	■
2	Acc.04	20	0.79	■	■	■	■	■	■	■	■	■	■	■	■	■	■
3	Acc.05	40	1.57	■	■	■	■	■	■	■	■	■	■	■	■	■	■

6.2

Jupiter / Orion Accentia family Pylon Post -1 Pole

NOTES:

a
EXTRUSION finish/color options:
are made from high quality aluminum 6063 with an anodized or oven cured coating
1. clear anodized aluminum

b
INSERT OPTIONS:
1. Painting on aluminum insert w/ graphics
2. Digital output w/ acrylic cover
3. Digital printing into anodized aluminum by Primodize®
Extrusion finish/color options:
1. Mirtec anodized aluminum
2. Painted standard colors
3. Powder coating
PANELS

1. Plastic divider black or silver with strips of clear cover
2. Natural or anodized alum strips

C
END CAPS finish/color options:
1. clear anodized aluminum
2. aluminum end cap painted standard or custom colors

C1
POLE & BASE:
Provided by Mirtec as painted galvanized steel w/ pre drilled holes to accept mounting screws

MOUNTING:
Fabricator to utilize all thread and acorn nut method for floor mounting and provide no less than (6) six mounting screws for painted black galvanized steel base. freestanding option available.

